由 Foxit PDF Editor 编辑
版权所有 (c) by Foxit 公司, 2003 - 2010
仅用于评估。

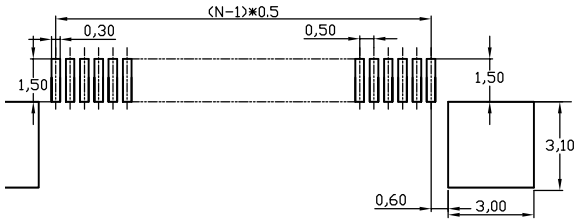

RECOMMEND PCB LAYOUT
TOLERANCE:±0.05

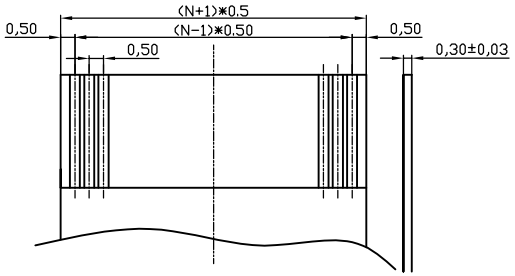

RECOMMEND PCB LAYOUT
TOLERANCE:±0.05

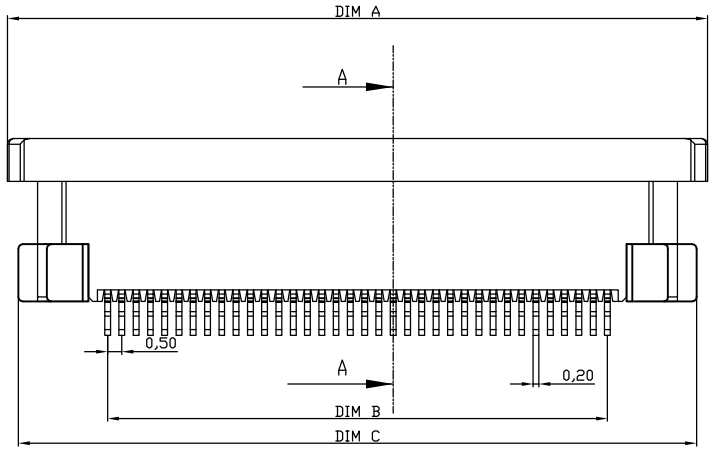

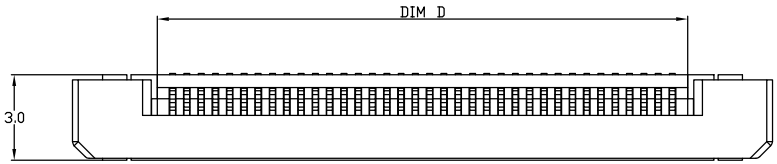

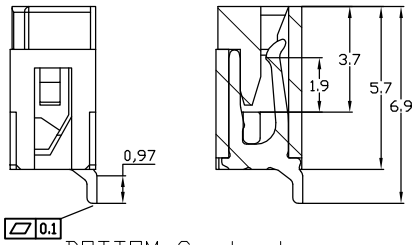

BOTTOM Contact

SECTION:A-A

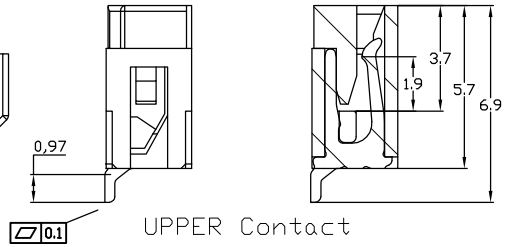

UPPER Contact

SECTION:A-A

DIM SHEET

PIN数	DIM=A	DIM=B	DIM=C	DIM=D	PIN数	DIM=A	DIM=B	DIM=C	DIM=D
60P	36.5	29.50	35.5	30.57	31P	22.0	15.00	21.0	16.07
59P	36.0	29.00	35.0	30.07	30P	21.5	14.50	20.5	15.57
58P	35.5	28.50	34.5	29.57	29P	21.0	14.00	20.0	15.07
57P	35.0	28.00	34.0	29.07	28P	20.5	13.50	19.5	14.57
56P	34.5	27.50	33.5	28.57	27P	20.0	13.00	19.0	14.07
55P	34.0	27.00	33.0	28.07	26P	19.5	12.50	18.5	13.57
54P	33.5	26.50	32.5	27.57	25P	19.0	12.00	18.0	13.07
53P	33.0	26.00	32.0	27.07	24P	18.5	11.50	17.5	12.57
52P	32.5	25.50	31.5	26.57	23P	18.0	11.00	17.0	12.07
51P	32.0	25.00	31.0	26.07	22P	17.5	10.50	16.5	11.57
50P	31.5	24.50	30.5	25.57	21P	17.0	10.00	16.0	11.07
49P	31.0	24.00	30.0	25.07	20P	16.5	9.50	15.5	10.57
48P	30.5	23.50	29.5	24.57	19P	16.0	9.00	15.0	10.07
47P	30.0	23.00	29.0	24.07	18P	15.5	8.50	14.5	9.57
46P	29.5	22.50	28.5	23.57	17P	15.0	8.00	14.0	9.07
45P	29.0	22.00	28.0	23.07	16P	14.5	7.50	13.5	8.57
44P	28.5	21.50	27.5	22.57	15P	14.0	7.00	13.0	8.07
43P	28.0	21.00	27.0	22.07	14P	13.5	6.50	12.5	7.57
42P	27.5	20.50	26.5	21.57	13P	13.0	6.00	12.0	7.07
41P	27.0	20.00	26.0	21.07	12P	12.5	5.50	11.5	6.57
40P	26.5	19.50	25.5	20.57	11P	12.0	5.00	11.0	6.07
39P	26.0	19.00	25.0	20.07	10P	11.5	4.50	10.5	5.57
38P	25.5	18.50	24.5	19.57	9P	11.0	4.00	10.0	5.07
37P	25.0	18.00	24.0	19.07	8P	10.5	3.50	9.5	4.57
36P	24.5	17.50	23.5	18.57	7P	10.0	3.00	9.0	4.07
35P	24.0	17.00	23.0	18.07	6P	9.5	2.50	8.5	3.57
34P	23.5	16.50	22.5	17.57	5P	9.0	2.00	8.0	3.07
33P	23.0	16.00	22.0	17.07	4P	8.5	1.50	7.5	2.57
32P	22.5	15.50	21.5	16.57					

NOTE:
1. MATERIAL:
   HOUSING: PA6T,UL 94V-0,COLOR:NATURE;
   COVER: PPS,UL 94V-0,COLOR:COFFEE;
   CONTACT: P/B C5191,T=0.20
   PEG: BRASS C2680,T=0.20;
2. PLATING:
   CONTACT: GOLD OR TIN
   UNDER PLATED NICKEL OVERALL.
   PEG: TIN UNDER PLATED NICKEL OVERALL.

DIM	TOL	DEC	TOL
X.	±0.50	X.°	±2°
X.X	±0.35	X.X°	±1°
X.XX	±0.10	X.XX°	±--
X.XXX	±0.05	X.XXX°	±--

深圳市迈瑞康电子有限公司

DRWN:	PART NO.: MRK-FC15-530-0031				
CHKD:	TITLE: 0.5Pitch 3.0 FPC ZIF SMT TYPE. ASS'Y. DWG				
APPD:	DRAWING NO.:				
SHEET: 1/1	UNIT mm	SCALE 4:1	SIZE A4	REV A	