由 Autodesk 教育版产品制作

REV.	ECN.NO.	MODIFY.CONTENT	DATE
A		图面首次发行	2016/07/25

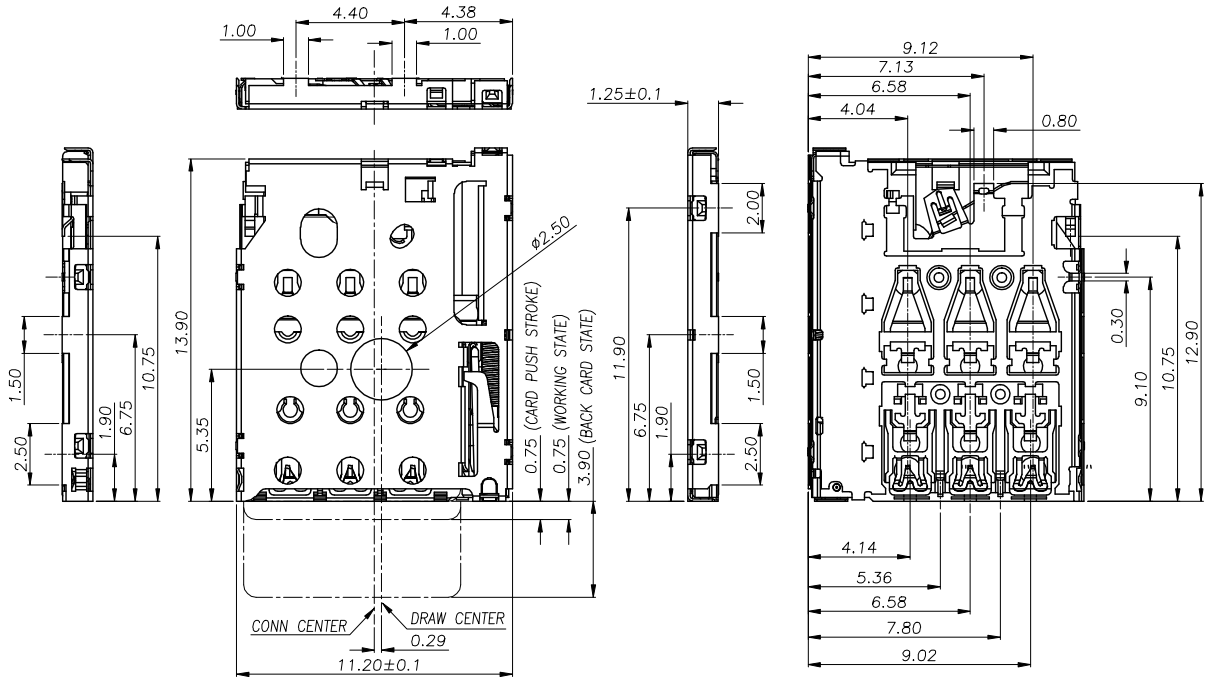

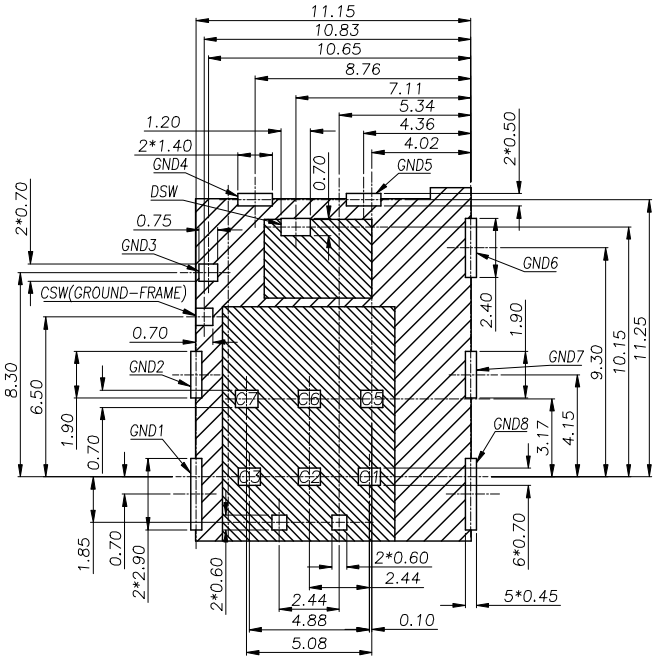

RECOMMENDED PCB LAYOUT

GENERAL TOLERANCE ±0.05

ONLY GND PATTERN AND VIA HOLE ALLOWED IN THIS AREA.

NO PATTERN AND VIA HOLE IN THIS AREA.

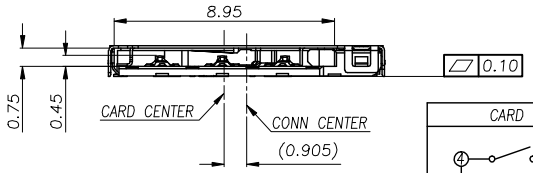

CARD EJECTED	CARD MATED
④ ⑤ DSW CSW (GROUND FRAME)	④ ⑤ DSW CSW (GROUND FRAME)

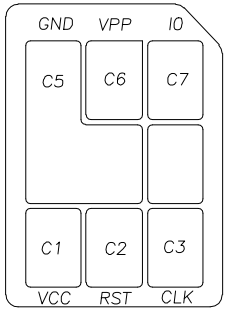

PIN NO.	NAME	PIN NO.	NAME
C1	VCC	C5	GND
C2	RST	C6	VPP
C3	CLK	C7	IO

NOTES:

1. ELECTRICAL CHARACTERISTICS
   - 1-1. CONTACT RESISTANCE: 60 Milliohms Max
   - 1-2. INSULATION RESISTANCE: 1,000 Megohms Min.
   - 1-3. VOLTAGE RATING: 50V.
   - 1-4. CURRENT RATING: 1.0A.
2. MECHANICAL CHARACTERISTICS
   - 2-1. OPERATION TEMPERATURE RANGE: -20°C~+85°C
   - 2-2. DURABILITY: 5000 CYCLES
3. MATERIAL:
   - 3-1. HOUSING: THERMOPLASTIC,UL 94-V0
   - 3-2. TERMINAL: PHOSPHOR BRONZE,T=0.15
   - 3-3. SHELL: STAINLESS STEEL,T=0.20
4. FINISHED:
   - 4-1. TERMINAL: Ni PLATED UNDER, 3U" Au MIN PLATED ON CONTACT AREA,AU PLATED ON SOLDER TAIL
   - 4-2. SHELL: Ni PLATED UNDER,G/F PLATED ON SOLDER TAIL

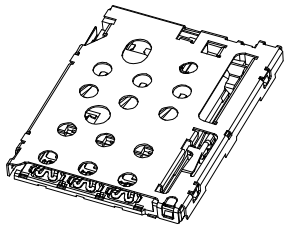

GENERAL TOLERANCE		图号		设计	WIND	比例	1:1
X.±0.35	x.°±5°	品名	1.25H NANO PUSH CARD SIM	审核		单位	mm
.X±0.30	.x°±2°			核准		视角	
.XX±0.20	.xx°±1°	料号	MRK-SM00-125-0003	日期	2016/07/26	版本	A
.XXX±0.15	.xxx°±0.5°		深圳市迈瑞康电子有限公司				
		页号	1/1				

由 Autodesk 教育版产品制作